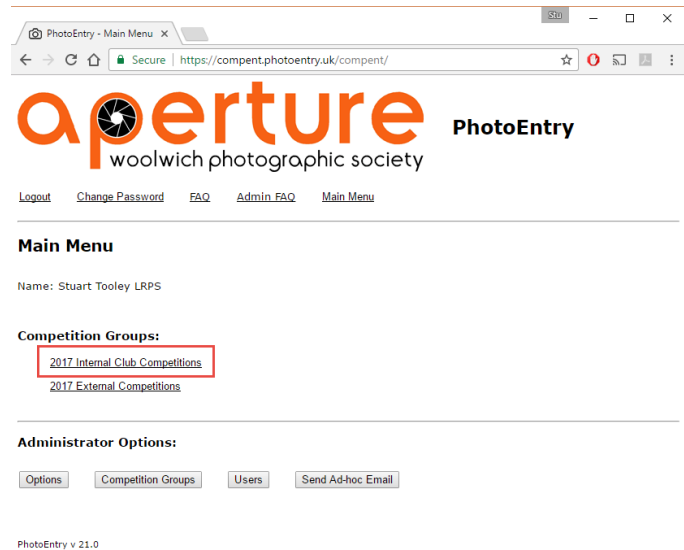



1. Once Logged in, click on '2017 Internal Competitions'



2. Click on the competition(s) you want to enter.

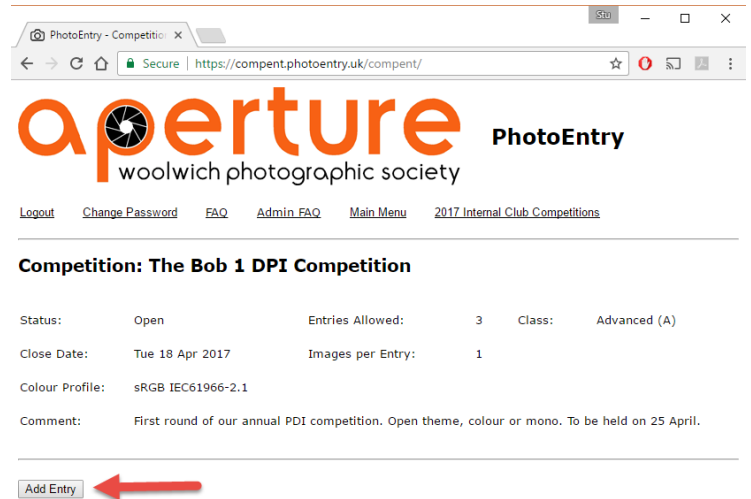
Please note: even if you are entering PRINT competitions, please still enter a digital copy here.

You may enter any competition in advance and change your images up to the closing date.




3. This screen will show further details of the competition including the max numbers of entries allowed.

Click 'Add Entry'



4. Enter an image title (leave the reference blank) and click Save.



5. Click Choose file, locate the file on your hard drive and then click Upload Image

**aperture** PhotoEntry  
woolwich photographic society

Logout [Change Password](#) [FAQ](#) [Admin FAQ](#) [Main Menu](#) [2017 Internal Club Competitions](#) [The Bob 1 DPI Competition](#)

### Upload New Image - The Bob 1 DPI Competition

**Entry added**

Select a JPG image to upload. **Maximum file size is 10 MB.**

The maximum dimensions are Width 1400, and Height 1050. Images exceeding these dimensions will be automatically scaled to fit. The scaling process works well providing the original image is significantly bigger than the required dimensions. It is recommended that you either submit the full-size image (under 10 MB), or that you scale it yourself to fit the above dimensions. If you are allowing the image to be published on the web site with a copyright watermark, it is better to submit a full-sized image, as this will be used to generate the watermarked image.

**The JPG image should use the sRGB IEC61966-2.1 colour profile.** If you upload an image with a different colour profile the software will have to convert it and the results may not be as you expect. Furthermore, the colours may not be displayed correctly when the image is transferred to projection software, or published on the web. Please ensure that you export in standard sRGB, and that you are happy with the results before uploading. PhotoEntry will warn if the colour space is not sRGB IEC61966-2.1.

Please use the first button to select the image file you wish to upload, and then click Upload Image. The name of the file does not matter, as the system generates its own unique filenames for you. You will be able to modify, delete or replace entries until the competition closes.

**Use the first button to select your file BEFORE clicking "Upload Image"!**

No file chosen

**NOTE:**

If you try to upload a large file (> 10 MB) there will be quite a pause while it tries to upload, and the transfer will probably terminate abruptly with the browser displaying an error page. Exactly what happens depends on which type and version of browser you are using.

If you see delays and strange errors during the upload, please check that the size of the file you are trying to load does not exceed 10 MB.

Remember that any upload is limited by your internet connection upload speed, which is normally far less than your download speed.

6. Check for any warnings or problems with the file and then click 'Add Entry' to repeat for your next image.

The words 'Entry will be submitted' is the only confirmation you need that your images will be included in the competition.

PhotoEntry - Competition X

Secure | <https://compent.photoentry.uk/compent/>

**aperture** PhotoEntry  
woolwich photographic society

Logout [Change Password](#) [FAQ](#) [Admin FAQ](#) [Main Menu](#) [2017 Internal Club Competitions](#)

### Competition: The Bob 1 DPI Competition

**Image uploaded**

Status:	Open	Entries Allowed:	3	Class:	Advanced (A)
Close Date:	Tue 18 Apr 2017	Images per Entry:	1		
Colour Profile:	sRGB IEC61966-2.1				
Comment:	First round of our annual PDI competition. Open theme, colour or mono. To be held on 25 April.				

**Entry 1** **Entry will be submitted**

Title: Too steep for little legs

**OK**

W:1400, H:933, 0.3MB